

INDIAN STATISTICAL INSTITUTE


Admission Test 2020

10 MAY 2020

INFORMATION BOOKLET

Instructions to Candidates regarding Written Tests for Academic Programmes with Codes

BMTB	JCSB	JMTB	JQEK	JSTC	MMTK
BSTK	JCSC	JMTD	JQRB	JSTD	MQED
DARG	JCSK	JMTK	JQRC	JSTK	MQEK
DSTC	JDSB	JPMB	JQRD	MCSK	MQMY
DSTT	JHGK	JPMK	JQRK	MCYK	MQRK
JAEK	JLIB	JQED	JSTB	MLIB	MSTD



203 BARRACKPORE TRUNK ROAD
KOLKATA 700 108

GENERAL INFORMATION

This booklet contains useful information regarding written tests for admission to various programmes of the Indian Statistical Institute in 2020. **Candidates are advised to read it very carefully.**

A list of Academic Programmes, corresponding Test codes and type of test is given in Tables I and II.

Date of Admission Test

SUNDAY, MAY 10, 2020

Reporting Time: 9:30 a.m.

Test Sessions

Tests will be held in two sessions (except for programmes with codes DSTC, DSTT and DARG):

Forenoon Session: 10:30 a.m. to 12:30 p.m.

Afternoon Session: 2:00 p.m. to 4:00 p.m. (except for programmes with codes DSTC, DSTT and DARG)

Items to be brought to the Test Venue

1. Admit Card for each Test Session
2. **A valid government-issued Photo ID in original, like Passport, Aadhaar Card, Voter ID (EPIC) or Driving License.**
3. Ball point pens with black ink for MCQ-based tests; for descriptive-type tests, use of ball point pens with blue ink is also allowed.

Items NOT allowed in the Test Venue

1. Erasers of any type (e.g., rubber, white-ink, blade, etc.)
2. Wristwatches, calculators, mobile phones and electronic communication, storage and photographic/scanning devices of all types

There is no facility for safekeeping of your personal belongings at the Test Venue and the Indian Statistical Institute will not be responsible for any loss of or damage to such items.

Presence of any of the above devices will disqualify the candidate.

Admit Card(s)

A separate admit card will be issued for each test session (forenoon and afternoon OR only forenoon for programme codes DSTC, DSTT and DARG) an applicant is required to take. Once the admit card(s) is/are generated, you will be notified by e-mail, after which you can download the same from the Dashboard of your account in the application portal after logging in.

You are required to print the admit card(s) legibly using a good printer on separate sheets of A4 size paper and to carry the printout(s) to the test centres on the day of the Admission Test. **The admit card(s) will be deemed to be valid only if all text is legible and photograph as well as signature are clearly visible.**

The Admit Card(s) is/are not transferable, being valid only for use by the Candidate whose details are provided in it and for the Test Session and Test Code specified.

Entry into the Examination Hall in each Test Session is strictly subject to the production of the Admit Card for that session. Without it, you will not be permitted to take the Test mentioned therein.

The Admit Card(s) is/are provisional subject to the condition that you fulfil the eligibility conditions as mentioned in your application.

In case of any discrepancies in the information provided in the Admit Card(s), including mismatch in the scanned photograph/signature, you must report by email to isiadmission2020@isical.ac.in immediately, and certainly no later than **MAY 07, 2020**.

In particular, please check for the correctness of the Test Code mentioned, as you will be allowed to appear only for the Test whose code is mentioned in the Admit Card. If you take any other Test, your candidature will be canceled.

Each Admit Card contains, apart from other information about you,

1. your registration number
2. the name and address of the Test Centre where you are going to appear for the ISI Admission Test
3. the code of the test to be taken in the session.

You must sign each Admit Card during the corresponding Test Session in the presence of an Invigilator and MUST hand it over as and when instructed, before the session ends. DO NOT SIGN IN ADVANCE.

The registration number given in your Admit Card must be quoted in any correspondence sent to ISI regarding the selection and admission process. All communications must be sent by email to isiadmission2020@isical.ac.in.

General Instructions

1. You are expected to report to the Test Centre **at least one hour** before the commencement of the Test.
2. You will not be allowed to enter the Test Centre **after 10 (ten) minutes** from the start of the Test.
3. You will be allowed to exit the Examination Hall with the Test Booklet (question paper) **AFTER** you submit your answer script at the end of the Test. If you submit the same **BEFORE** the end of the Test (but only after at least one hour has elapsed), you must also submit the Test Booklet, which you can collect later, after the Test is over.
4. You will ordinarily not be permitted to leave the Examination Hall during the Test. In exceptional circumstances, this may be allowed provided you deposit the Test Booklet and answer script with the invigilator.
5. Improper conduct, failure to comply with these instructions, adoption of any unfair means or participation in any act of impersonation in the Test will render you liable for expulsion from the Test Centre, cancellation of your answer sheets and forfeiture of your claim for admission.
6. To verify the identity of each candidate and to check possible impersonation, the authorities conducting the Test may capture additional biometric information at the Test Centre.
7. Once you are in the Examination Hall, you will be under CCTV surveillance. Hence you are advised not to indulge in unlawful activities that will invite disqualification or legal action.

Table I: Information regarding Admission Test for various Degree and Diploma Programmes of ISI in 2020

Programme	Code	Forenoon 10:30 hrs to 12:30 hrs			Afternoon 14:00 hrs to 16:00 hrs		
		Test Subject	Test Type	Test Code	Test Subject	Test Type	Test Code
B Stat	BSTK	Math	MCQ	UGA	Math	Descriptive	UGB
B Math	BMTB	Math	MCQ	UGA	Math	Descriptive	UGB
M Stat	MSTD	Math, Stat	MCQ	PSA	Math, Stat	Descriptive	PSB
M Math	MMTK	Math	MCQ	PMA	Math	Descriptive	PMB
MS(QE)	MQEK (Kolkata)	Math, Eco	MCQ	PEA	Math, Eco	Descriptive	PEB
	MQED (Delhi)						
MS (QMS)	MQMY	Math	MCQ	QMA	Math	Descriptive	QMB
MS (LIS)	MLIB	Quantitative and Reasoning Ability	MCQ	PLA	Essays and English Comprehension	Descriptive	PLB
M Tech (CS)	MCSK	Math	MCQ	PCA	Math/Comp Sc	Descriptive	PCB
M Tech (CrS)	MCYK	Math	MCQ	PCA	Math/Comp Sc	Descriptive	PCB
M Tech (QROR)	MQRK	Math	MCQ	PQA	Stat/Prob/Math/Engg	Descriptive	PQB
PG Diploma in Statistical Methods & Analytics	DSTC (Chennai)	Math	MCQ	DST	No Test	--	--
	DSTT (Tezpur)						
PG Diploma in Agri. Rural Mgmt. Stat. Methods & Anal.	DARG	Math, English, Logical Reasoning	MCQ	DRA	No Test	--	--

The meaning of the short forms used in the column of 'Test Subject' are – Math: Mathematics, Stat: Statistics, Eco: Economics, Eng. Lang.: English Language, Phys: Physics, Engg: Engineering, Tech: Technology, Comp Sc: Computer Science, Prob: Probability.

Table II: Information regarding Admission Test for various Junior Research Fellowship (JRF) Programmes of ISI in 2020

Programme	Centre	Code	Forenoon 10:30 hrs to 12:30 hrs			Afternoon 14:00 hrs to 16:00 hrs		
			Test Subject	Test Type	Test Code	Test Subject	Test Type	Test Code
Statistics	Kolkata	JSTK	Math, Stat	Descriptive	STA	Math, Stat	Descriptive	STB
	Delhi	JSTD						
	Bengaluru	JSTB						
	Chennai	JSTC						
Mathematics	Kolkata	JMTK	Math	Descriptive	MTA	Math	Descriptive	MTB
	Delhi	JMTD						
	Bengaluru	JMTB						
Quantitative Economics	Kolkata	JQEK	Math	Descriptive	QEA	Eco	Descriptive	QEB
	Delhi	JQED						
Computer Science	Kolkata	JCSK	Math	MCQ	CSA	Math, Stat, Phys Electro, Elect Engg Comp Sc	Descriptive	CSB
	Bengaluru	JCSB						
	Chennai	JCSC						
Quality Reliability & Operations Research	Kolkata	JQRK	Math	MCQ	QRA	Math, Stat, OR, SQC, Reliability, Quality Management & Systems	Descriptive	QRB
	Delhi	JQRD						
	Chennai	JQRC						
	Bengaluru	JQRB						
Physics & Applied Mathematics	Kolkata	JPMK	Math	MCQ	PHA	Math, Phys	Descriptive	PHB
	Bengaluru	JPMB						
Biological Science (Agri. & Eco. Res.)	Kolkata	JAEK	Agri Science Basic Stat	MCQ	AEA	Agri Science Basic Stat	Descriptive	AEB
Biological Science (Human Genetics)	Kolkata	JHGK	Biochem, Biotech Genetics, Mol Bio Life Sc, Zool	MCQ	HGA	Biochem, Biotech Genetics, Mol Bio Life Sc, Zool	Descriptive	HGB
Development Studies	Bengaluru	JDSB	Develop Stud Economics Agri Econ	MCQ	DSA	Develop Stud Economics Agri Econ	Descriptive	DSB
Library & Information Science	Bengaluru	JLIB	Lib & Info Sc	MCQ	LIA	Lib & Info Sc	Descriptive	LIB

The meaning of the short forms used in the column of 'Test Subject' are – Math: Mathematics, Stat: Statistics, Eco: Economics, Phys: Physics, Elect Engg: Electrical Engineering, Electro: Electronics, Comp Sc: Computer Science, Prob: Probability, Agri Science: Agricultural Science, Lib & Info Sc: Library & Information Science, Biochem: Biochemistry, Biotech: Biotechnology, Mol Bio: Molecular Biology, Life Sc: Life Science, Zool: Zoology, Develop Stud: Development Studies, Agri Econ: Agricultural Economics

INFORMATION ON THE WRITTEN TESTS

Preparation for the Test: The tests have been designed to gauge your knowledge, understanding and analytical capability, rather than your ability to memorize. You will be tested on the subjects mentioned against the appropriate Test Codes given in Tables I and II. Please refer to your Admit Card(s) for the codes of the tests you need to write. It will help if you review the relevant subjects carefully.

Syllabi and sample/previous years' question papers for each programme can be found on the admission website (<https://www.isical.ac.in/~admission/Syllabus-And-QP.html>). The sample questions are indicative of the type of questions asked in admission tests held in earlier years. **The syllabus is intended to give you an overview, but not an exhaustive list, of the topics on which you will be tested.**

Test Type: You will have to take one/two test(s) of the following type(s):

- (i) **Multiple Choice Questions (MCQ):** In this type of test, there are thirty (30) questions in all. For each question, four answer-choices are given, of which only one answer-choice is correct or the best.

The questions are numbered as 1, 2, 3, ..., 30, and the answer-choices for each question are marked as (A), (B), (C) and (D). An Optical Mark Recognition (OMR) answer-sheet will be provided along with the Test Booklet for answering the questions. (See specimen OMR Sheet and further instructions on Pages 4-5.)

Try to answer as many questions as you can. However, please note that you will be penalized for each wrong answer. The grading scheme to be used will be given on the cover page of the Test Booklet.


- (ii) **Descriptive type:** In this type of test, you are expected to write the answers, supplying all the details, in a separate answer book given to you.

Note: Candidates who fail to secure minimum qualifying marks in the Forenoon Test will not be evaluated in subsequent stages.

Based on the performance in the Written test(s), some candidates will be shortlisted for an interview, and the list of these candidates will be posted on the admission website (<https://www.isical.ac.in/~admission/#>). However, those not shortlisted for interview will not be informed individually.

Specimen Answer Sheet (OMR Sheet) for MCQ Tests

(Only as an illustration)



INDIAN STATISTICAL INSTITUTE

Admission Test 2020 : 10 May 2020

Candidate's Name (in Capital Letters) (use PEN only)

--	--	--	--	--	--

REGISTRATION NUMBER (use PEN only)

--	--	--	--	--	--	--	--	--	--

BMTB <input type="radio"/>	AD <input type="radio"/>	IM <input type="radio"/>	0 <input type="radio"/>	0 <input type="radio"/>	0 <input type="radio"/>
BSTK <input type="radio"/>	AG <input type="radio"/>	JP <input type="radio"/>	1 <input type="radio"/>	1 <input type="radio"/>	1 <input type="radio"/>
DARG <input type="radio"/>	AH <input type="radio"/>	JS <input type="radio"/>	2 <input type="radio"/>	2 <input type="radio"/>	2 <input type="radio"/>
DSTC <input type="radio"/>	AJ <input type="radio"/>	KL <input type="radio"/>	3 <input type="radio"/>	3 <input type="radio"/>	3 <input type="radio"/>
DSTT <input type="radio"/>	AM <input type="radio"/>	KM <input type="radio"/>	4 <input type="radio"/>	4 <input type="radio"/>	4 <input type="radio"/>
JAEK <input type="radio"/>	AP <input type="radio"/>	KN <input type="radio"/>	5 <input type="radio"/>	5 <input type="radio"/>	5 <input type="radio"/>
JCSB <input type="radio"/>	AR <input type="radio"/>	LN <input type="radio"/>	6 <input type="radio"/>	6 <input type="radio"/>	6 <input type="radio"/>
JCSC <input type="radio"/>	AS <input type="radio"/>	MB <input type="radio"/>	7 <input type="radio"/>	7 <input type="radio"/>	7 <input type="radio"/>
JCSK <input type="radio"/>	AZ <input type="radio"/>	MD <input type="radio"/>	8 <input type="radio"/>	8 <input type="radio"/>	8 <input type="radio"/>
JDSB <input type="radio"/>	BB <input type="radio"/>	MN <input type="radio"/>	9 <input type="radio"/>	9 <input type="radio"/>	9 <input type="radio"/>
JH GK <input type="radio"/>	BE <input type="radio"/>	MU <input type="radio"/>			
JLIB <input type="radio"/>	BG <input type="radio"/>	MZ <input type="radio"/>			
JPMB <input type="radio"/>	BH <input type="radio"/>	ND <input type="radio"/>			
JPMK <input type="radio"/>	BK <input type="radio"/>	NG <input type="radio"/>			
JQRB <input type="radio"/>	BL <input type="radio"/>	NH <input type="radio"/>			
JQRC <input type="radio"/>	BP <input type="radio"/>	NL <input type="radio"/>			
JQRD <input type="radio"/>	CB <input type="radio"/>	PL <input type="radio"/>			
JQRK <input type="radio"/>	CC <input type="radio"/>	PT <input type="radio"/>			
MCSK <input type="radio"/>	CH <input type="radio"/>	PU <input type="radio"/>			
MCYK <input type="radio"/>	CM <input type="radio"/>	RJ <input type="radio"/>			
MLIB <input type="radio"/>	CN <input type="radio"/>	RN <input type="radio"/>			
MMTK <input type="radio"/>	CT <input type="radio"/>	RP <input type="radio"/>			
MQED <input type="radio"/>	DB <input type="radio"/>	RR <input type="radio"/>			
MQEK <input type="radio"/>	DG <input type="radio"/>	SC <input type="radio"/>			
MQMY <input type="radio"/>	DH <input type="radio"/>	SG <input type="radio"/>			
MQRK <input type="radio"/>	DN <input type="radio"/>	SL <input type="radio"/>			
MSTD <input type="radio"/>	DP <input type="radio"/>	TR <input type="radio"/>			
	ER <input type="radio"/>	TV <input type="radio"/>			
	GG <input type="radio"/>	TZ <input type="radio"/>			
	GH <input type="radio"/>	VD <input type="radio"/>			
	GT <input type="radio"/>	V <input type="radio"/>			
	HY <input type="radio"/>				
	ID <input type="radio"/>				


FILLING INSTRUCTIONS

- Do NOT write more than one letter / digit in one box.
- Shade only the correct bubble using BALL POINT pen with black ink only.
- Erasing or changing of answer is NOT allowed.
- Rough work must NOT be done on this OMR answer sheet.
- Do NOT fold this OMR answer sheet.

EXAMPLES OF SHADING

Incorrect Shading:

Correct Shading: A B C D



SERIAL NUMBER

ANSWER (use BALLPOINT pen with black ink only)

01 (A) (B) (C) (D)	06 (A) (B) (C) (D)
02 (A) (B) (C) (D)	07 (A) (B) (C) (D)
03 (A) (B) (C) (D)	08 (A) (B) (C) (D)
04 (A) (B) (C) (D)	09 (A) (B) (C) (D)
05 (A) (B) (C) (D)	10 (A) (B) (C) (D)
11 (A) (B) (C) (D)	16 (A) (B) (C) (D)
12 (A) (B) (C) (D)	17 (A) (B) (C) (D)
13 (A) (B) (C) (D)	18 (A) (B) (C) (D)
14 (A) (B) (C) (D)	19 (A) (B) (C) (D)
15 (A) (B) (C) (D)	20 (A) (B) (C) (D)
21 (A) (B) (C) (D)	26 (A) (B) (C) (D)
22 (A) (B) (C) (D)	27 (A) (B) (C) (D)
23 (A) (B) (C) (D)	28 (A) (B) (C) (D)
24 (A) (B) (C) (D)	29 (A) (B) (C) (D)
25 (A) (B) (C) (D)	30 (A) (B) (C) (D)

Question Book No.

--	--	--	--	--	--	--	--	--	--

MA PQA

PSA

DSA QMA

DST QRA

HGA UGA

LIA

PCA

PEA

PHA

PLA

PwD

Yes

No

Category

GEN

SC

ST

OBC-NCL

Candidate's Full Signature

Invigilator's Full Signature

Instructions regarding MCQ-based tests:

You will be provided

- i. a Test Booklet containing the questions and
- ii. an **Optical Mark Recognition (OMR) Answer Sheet** (specimen shown on the previous page) in which you must mark answers to the questions given in the Test Booklet.

- **On the OMR sheet**

- Use only a BALL PEN WITH BLACK INK for filling the boxes with the required information.
- While writing in boxes (□), please use CAPITAL LETTERS only.
- Do NOT write more than one letter/ digit in one box.
- Rough work must NOT be done on the OMR Answer Sheet.
- Do NOT fold the OMR answer sheet.

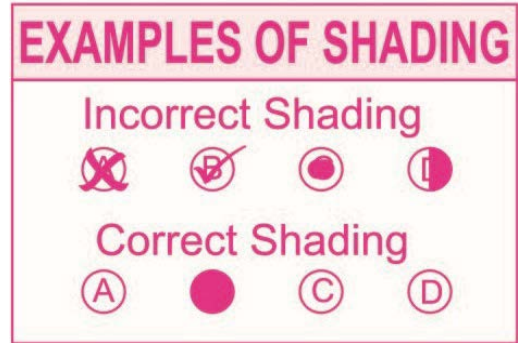
- **Write your Name** in CAPITAL LETTERS exactly as it appears in your Admit Card.
- **Registration number:** Write down your registration number as given in the admit card by filling out all the boxes. You are also required to indicate alphabetic and numeric parts of the registration numbers by darkening the appropriate bubbles below.
- **Booklet number:** Write down the five-digit test booklet number by filling out the boxes provided for this purpose. Also darken the appropriate bubble below each digit.
- Please note that the registration number and the booklet number will be read automatically by the OMR software from the information provided by the darkened bubbles. So please darken the bubbles carefully.
- **Test code, Category and Physical Disability (PwD):** Darken the appropriate bubbles.
- When instructed by the invigilator, please put your signature in the box provided for this purpose on the OMR sheet in his/her presence.

Answering Questions in MCQ-based tests on OMR Sheets

On the OMR sheet, next to each question number, there will be four bubbles labeled A, B, C and D corresponding to the four answer-choices for the question. Darken **ONLY** the bubble whose label is identical to the correct answer-choice for the question. **Any other way of marking an answer will be considered a wrong answer.** If you do not wish to answer a question, **DO NOT** darken any of the four bubbles corresponding to the question.

It is the responsibility of the candidate to strictly follow the instructions given below for recording his/her answers to the questions. Improperly filled-in OMR sheet may lead to discrepancies for which the Institute will not be responsible.

- Shade only the correct Bubble **USING A BALL PEN WITH BLACK INK ONLY.**
- Darken the bubble completely.
- Partially-filled or over-filled bubble may not be read correctly by the OMR software.
- Do not use eraser, whitener or blade to rectify errors. Erasing or changing of answers is **NOT** allowed.
- For any question, **DO NOT FILL MULTIPLE BUBBLES** as that will be treated as an invalid response.



GENERAL INSTRUCTIONS RELATED TO WRITTEN TESTS

1. *Strictly follow the instructions given by the Centre Supervisor/Invigilator*, who will tell you when to start/stop answering the test. You should not break the seal of the Test Booklet till you are asked to do so. When the Supervisor/Invigilator instructs you to stop answering a test, you must comply immediately.
2. Do not forget to write your Registration Number and the Test Booklet number on the OMR-sheet/answer book.
3. When instructed by the invigilator, please put your signature in the box provided for this purpose on the OMR sheet/answer book in his/her presence.
4. Please ensure that the invigilator also puts his/her signature in the box provided for this purpose on the OMR sheet/answer book.
5. Regarding rough work:
 - For MCQ-type test, the blank spaces provided in the Test Booklet should be used for this purpose. **Do not use the OMR sheet for rough work. You may be disqualified for Rough work or any stray mark on the OMR sheet.**
 - For Descriptive-type test, any page in the answer book can be used for rough work, and the page(s) so used should be clearly labeled as such.
6. At the end of each Test Session, before leaving the Examination Hall, please ensure that you have submitted the following to the invigilator:
 - i. OMR sheet/answer book
 - ii. admit card for the Session

FAILURE TO COMPLY WITH ANY OF THE ABOVE MAY LEAD TO THE DISQUALIFICATION OF THE CANDIDATE.