Patron

Dr. N. C. Talukdar
Director, IASST.

Chairman

Prof. T. K. Dutta
Consulting Professor, IASST.

Organizing Committee

Dr. Lipi B. Mahanta, Convener

Dr. Arundhuti Devi

Dr. Munima B. Sahariah

Dr. Gautam Choudhury

Mr. Pradyut Borkataki

Dr. Diganta Goswami

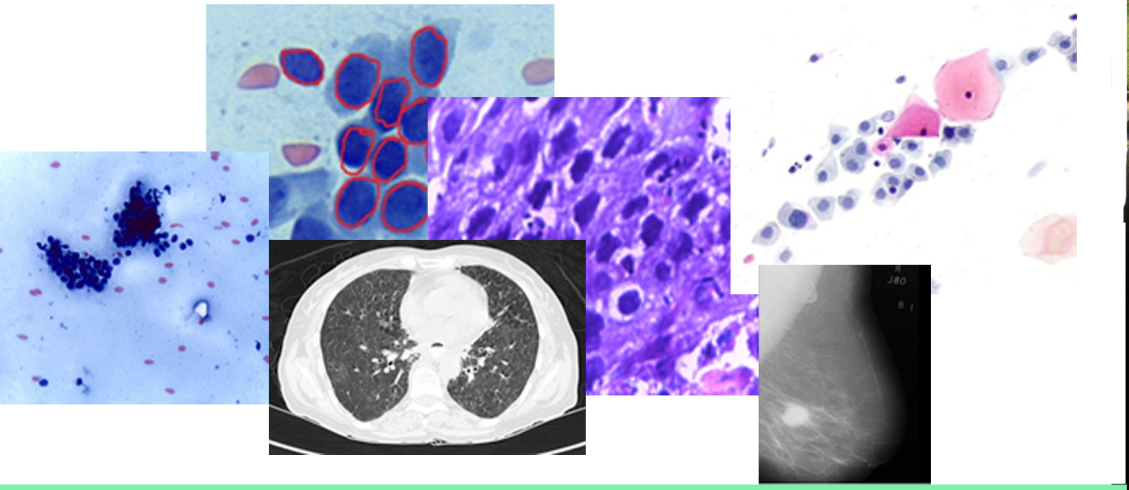

Contact: **Dr. Lipi. B. Mahanta**
Associate Professor
CCNS Division
Institute of Advanced Study in Science and Technology
E-mail: lbmahanta@iasst.gov.in
Phone No: +91-9706041892

2nd National Workshop on Medical Image Processing

8-9 March, 2017



Last Date of Registration- 28 Feb, 2017

Organised By:

Institute of Advanced Study in Science and Technology
in collaboration with
Electronics and Communication Sciences Unit, Indian Statistical Institute

Venue:

Institute of Advanced Study In Science And Technology
(An Autonomous R&D Institute under DST, Govt. of India)
Vigyan Path, Paschim Boragaon, Garchuk
Guwahati-781035

About:

Bio-medical image analysis has emerged as an essential component in many fields of bio-medical research and clinical practice. Biologists study cells and generate 3D confocal microscopy data sets, virologists generate 3D reconstruction of viruses from micrographs, radiologists identify and quantify tumours from mammograms, MRI and CT scans, pathologists study body fluids and tissues aiding diagnosis about medical problems you have and neuroscientists detect regional metabolic brain activity from PET and functional MRI scans. Analysis of these diverse types of images requires sophisticated computerized quantification and visualization tools. The clinical features of any medical image may be segregated into 3 types: shape, texture and colour, each type generating a large subset of features. The challenge is to segregate the ROI (region of interest) as accurately as possible, then extract and mine those features which furnish meaningful information and finally recoginse the pattern hidden within.

This workshop is a prestigious event organised with a motivation to provide an excellent national platform for the academicians, researchers, engineers, medical doctors and budding students around the North-East India to impart training in the latest techniques in the field by National Experts.

Topics to be covered:

- **Mathematical Morphology**
- **Medical Imaging Applications**
- **Metaheuristic Optimization**
- **Reinforced Random Forest**
- **Fuzzy Sets & Applications**
- **Pediatric Brain Tumors**
- **Histopathology Image Acquisition**



Invited Speakers:

Prof. Dipti Prasad Mukherjee

Prof. Nikhil R. Pal

Prof. Bhabatosh Chanda

Dr. Swagatam Das

Electronics and Communication Sciences Unit
Indian Statistical Institute

Dr. Anup Das, MD

Chief Pathologist
Ayursundra Healthcare Pvt. Ltd.,
Guwahati.

Dr. Basanta K. Baishya

Prof. & HOD, Dept. of Neuro Surgery
Guwahati Medical College and Hospital.

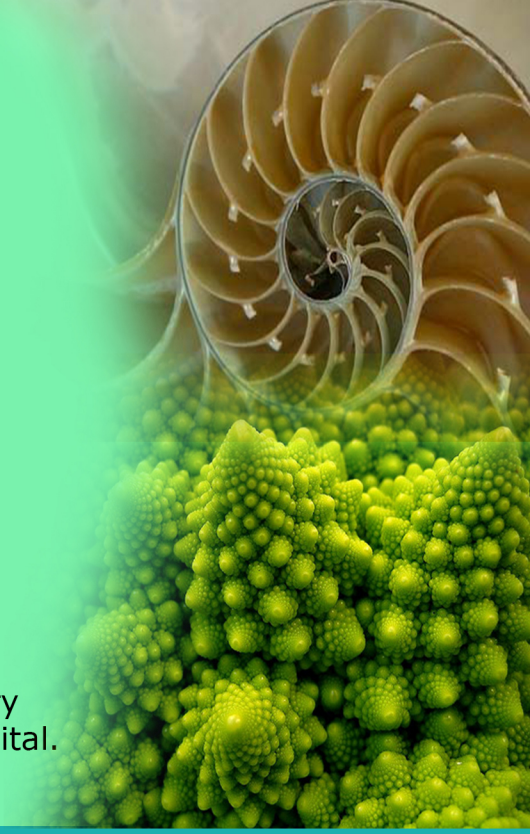

How to Apply:

Download registration form from the URL: **www.iasst.gov.in**

Submit the filled in registration form as an attachment to the following email address: **nwmip2017@gmail.com** (please mention "Registration for NWMI-2017" in the subject).

Selection of participants will be made by a screening committee based on the availability of seats.

Last Date of Registration: Feb 28, 2017.

Confirmation of Participation: March 2, 2017.

Registration Fee: **INR 500**
(To be paid online after receiving confirmation)

Online Transaction Details:

Bank Name: State Bank of India, Branch-Khanapara
Account No: 10432943723
Name: IASST Workshop & Conference
IFSC Code: SBIN0009945

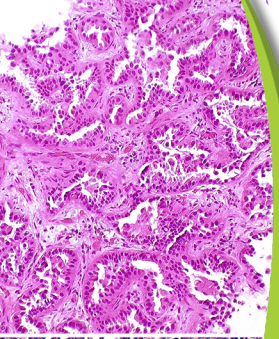
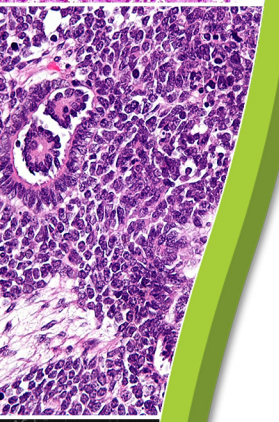
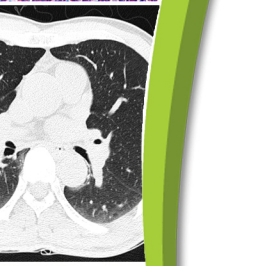
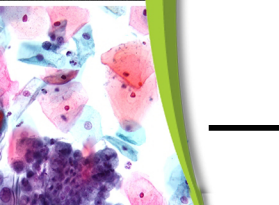

INSTITUTE OF ADVANCED STUDY IN SCIENCE AND TECHNOLOGY

(An Autonomous R&D Institute under Department of Science and Technology, Govt. of India)

Vigyan path, Paschim Boragaon, Garchuk, Guwahati - 781035

in collaboration with

Electronics and Communication Sciences Unit

Indian Statistical Institute

cordially requests your kind presence in the inaugural meeting of the

2nd National Workshop on Medical Image Processing

Date: 8 March, 2017

Time: 9:00 am to 11:00 am (Programme overleaf)

Venue: Institute of Advanced Study in Science and Technology

N.C. Talukdar
Patron,
Organising Committee

Lipi. B. Mahanta
Convener,
Organising Committee

RSVP: 0361-2270084/ 2912075 (mobile): +91-9706041892

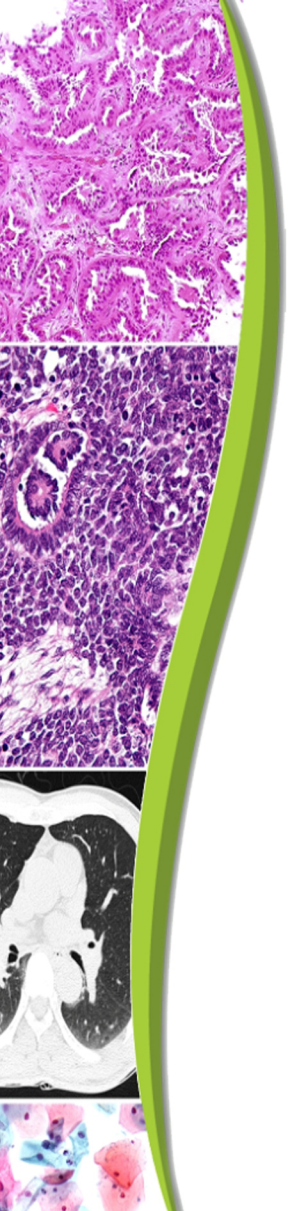

INAUGURATION PROGRAMME

9:00 - 9:30 A.M	:	Registration
9:30- 9:35 A.M	:	Dignitaries Invited to Dais, felicitation & lighting of lamp.
9:35 - 9:40 A.M	:	Welcome Address by Director
9:40 - 9:50 A.M	:	Address by Chief Guest, Prof. A. K. Buragohain, Vice Chancellor, Dibrugarh University.
9:50 - 10:00 A.M	:	Address by Guest of Honour, Prof. A.K. Adhikari, Principal cum Chief Superintendent, GMCH.
10:00 - 10:45 A.M	:	Keynote Address.
10:40 - 10:45 A.M	:	Vote of Thanks
10:45 - 11:00 A.M	:	High Tea

Registration Form

2nd National Workshop on Medical Imaging

organized by:

Institute of Advanced Study in Science and Technology

Vigyan Path, Paschim Boragaon, Guwahati-781035

1. Name:

2. Current Designation:

3. Category: ☐ Research Scholar

☐ Student

☐ Faculty

4. Institution:

5. Education Qualification (Last three Degrees):

Degree	% of Marks obtained	University/Board

6. Address of communication:

7. Mobile No:

8. Email Id:

9. Sex: ☐ Male ☐ Female

10. Accomodation Required: ☐ NO ☐ YES

11. Reason for attending the Workshop:

_____ _____

Signature of the Applicant Signature of HOD